

(12) **UK Patent Application** (19) **GB** (11) **2 376 401** (13) **A**

(43) Date of A Publication **18.12.2002**

(21) Application No **0114587.9**

(22) Date of Filing **14.06.2001**

(71) Applicant(s)
Michael Weir
16 Warren Rise, CAMBERLEY, Surrey,
GU16 8SH, United Kingdom

(72) Inventor(s)
Michael Weir

(74) Agent and/or Address for Service
Michael Weir
16 Warren Rise, CAMBERLEY, Surrey,
GU16 8SH, United Kingdom

(51) INT CL⁷
A01G 27/00

(52) UK CL (Edition T)
A1E EAE

(56) Documents Cited
GB 2104579 A **DE 029906243 U**
JAPIO abstract of JP060054629 A and JP060054629 A

(58) Field of Search
UK CL (Edition T) **A1E EAE**
INT CL⁷ **A01G 9/24 27/00**
Other: Online: **WPI, EPODOC, JAPIO**

(54) Abstract Title
Self-watering plant pot

(57) A plant pot with a built in dehumidifier (1), which harvests atmospheric moisture. Powered by solar cells (2) the plant pot is able to autonomously self-water its contents. Delivery of collected water occurs via a tube (4) stemming from the dehumidifier unit.

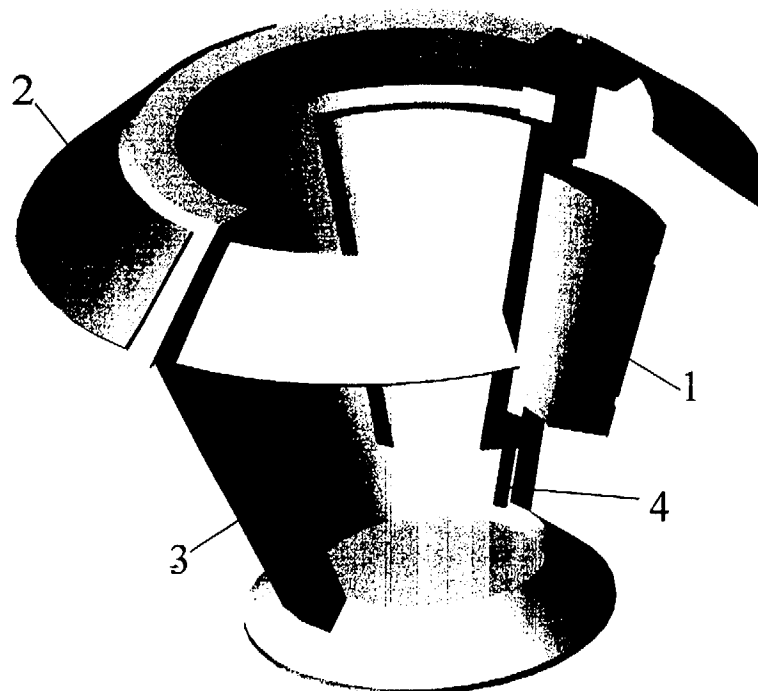


FIG. 4

GB 2 376 401 A

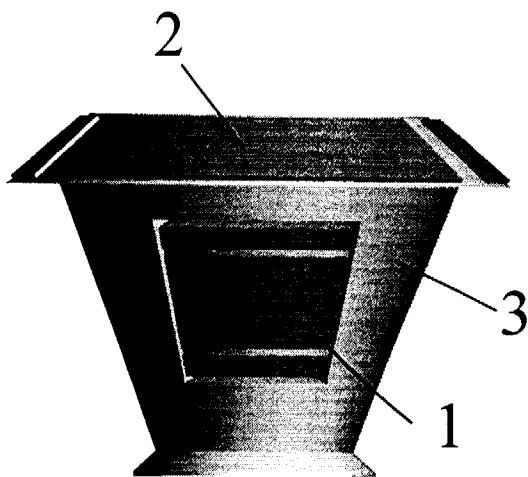


FIG. 1

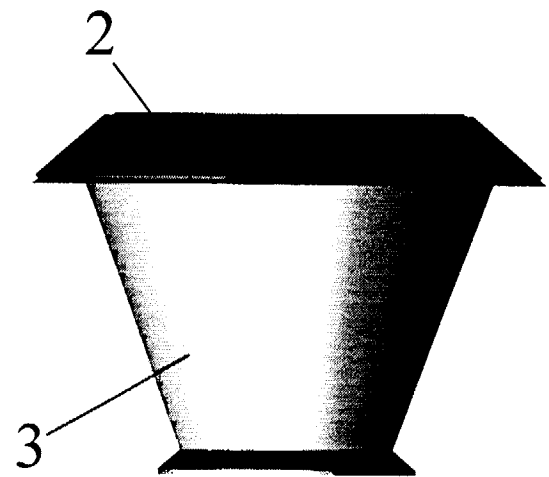


FIG. 2




FIG. 3

2 / 3

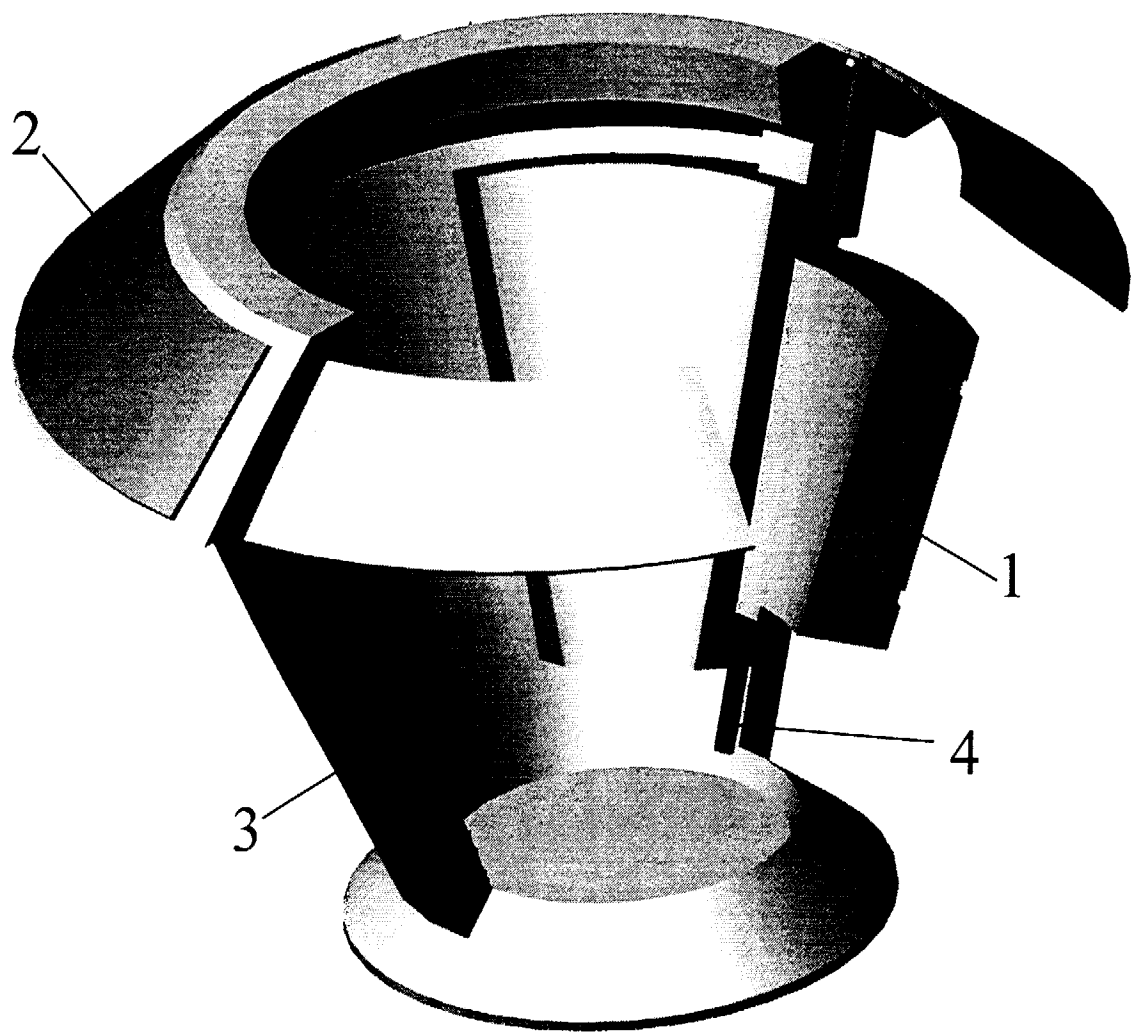


FIG. 4

3 / 3

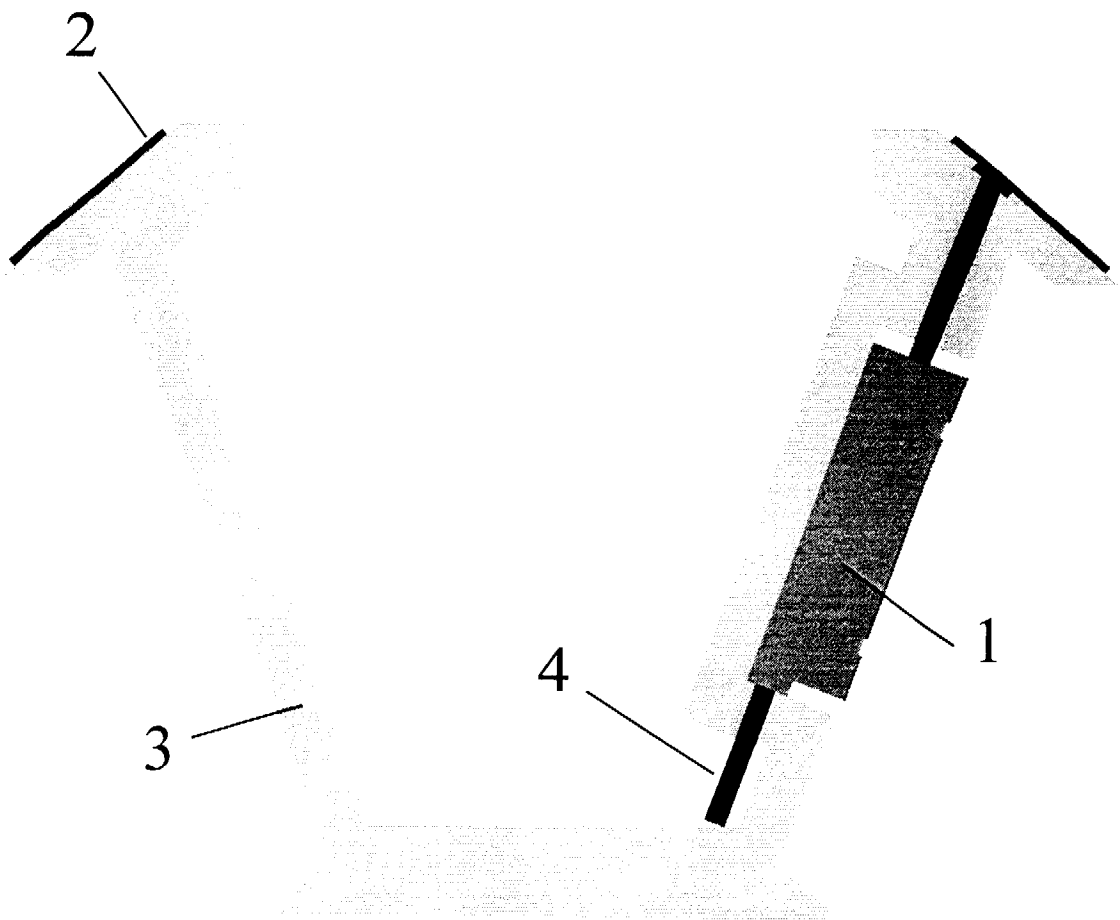


FIG. 5

Self-Watering Plant Pot

This invention relates to a plant pot of the type that extracts moisture from its surrounding atmosphere to water the plants it accommodates. In this way the plants do not need to be watered by people or other watering systems.

Plants and other types of vegetation generally require water in order to stay alive. Houseplants that do not receive rainwater directly then require periodical watering by their owners or via other watering systems such as slow release water stores. The watering process then involves either human effort or a dedicated watering system that may also require human maintenance.

An object of this invention is to provide a plant pot which will self-water the plants and other vegetation it may accommodate without the need for human intervention.

Accordingly, this invention provides a plant pot with a built in dehumidifier unit powered by solar cells. The solar cells harvest ambient light in order to provide electrical energy to the dehumidifier unit. This in built dehumidifier then extracts moisture from the surrounding atmosphere (in the form of water vapour) and directs it as liquid water to the root systems of the plants it accommodates.

A preferred embodiment of the invention will now be described with reference to the accompanying drawings in which:

- Figure 1 shows the front view of the plant pot.
- Figure 2 shows the back view of the plant pot.
- Figure 3 shows the top view of the plant pot.
- Figure 4 shows an inside view of the plant pot.
- Figure 5 shows a cross-section through the plant pot

Figure 1 shows the key features of this invention which are the dehumidifier unit (1), the solar cells (2) and the plant pot (3).

Figure 2 shows the back view of the plant pot.

Figure 3 shows the top view of the plant pot.

Figure 4 shows a 3D representation of the plant pot with various sections removed so that they do not hinder a view of the inside of the plant pot. When the dehumidifier unit harvests water it is channelled into the bottom of the plant pot via a tube (4).

Figure 5 shows a cross-section through the plant pot to illustrate how the dehumidifier unit fits into the plant pot and how water is channelled into the base of the plant pot.

CLAIMS

1. A plant pot fitted with a dehumidifier unit and powered by solar cells that extracts atmospheric moisture to water its contents.
2. A self-watering plant pot substantially as herein described and illustrated in the accompanying drawings.

Amended claims have been filed as follows

1. A plant pot fitted with a dehumidifier unit powered by solar cells that extracts atmospheric moisture to water its contents.
2. A self-watering plant pot substantially as herein described and illustrated in the accompanying drawings.



INVESTOR IN PEOPLE

Application No: GB 0114587.9
Claims searched: 1 and 2

Examiner: Nicola Keeley
Date of search: 18 January 2002

Patents Act 1977 Search Report under Section 17

Databases searched:

UK Patent Office collections, including GB, EP, WO & US patent specifications, in:

UK Cl (Ed.T): AIE EAE

Int Cl (Ed.7): A01G (27/00, 9/24)

Other: Online: WPI, EPODOC, JAPIO

Documents considered to be relevant:

Category	Identity of document and relevant passage	Relevant to claims
A	GB 2104579 A (STANLEY)	
A	DE 29906243 U1 (KENNETT)	
A	JAPIO abstract of JP 6054629 A and JP 6054629 A (YOSHIHIRO)	

X	Document indicating lack of novelty or inventive step	A	Document indicating technological background and/or state of the art.
Y	Document indicating lack of inventive step if combined with one or more other documents of same category.	P	Document published on or after the declared priority date but before the filing date of this invention.
&	Member of the same patent family	E	Patent document published on or after, but with priority date earlier than, the filing date of this application.